

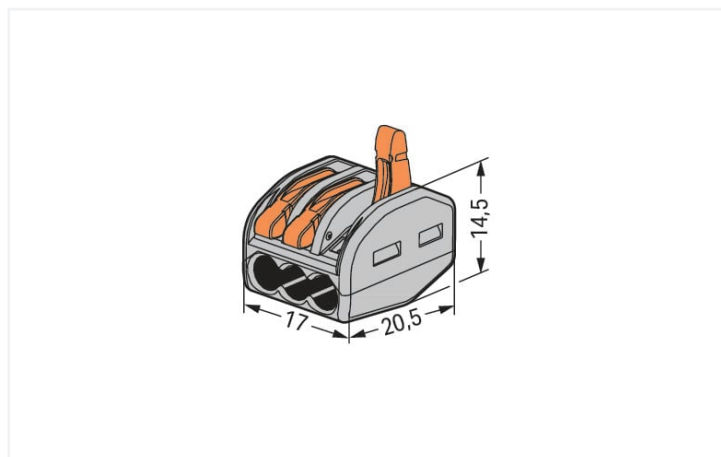
Data Sheet | Item Number: 222-413

Splicing connector with levers; for all conductor types; max. 4 mm²; 3-conductor;
gray housing; Surrounding air temperature: max 40°C; 2,50 mm²; gray

<https://www.wago.com/222-413>



Color: ■ gray



Dimensions in mm

Splicing connector with levers, 222 Series, lever

Splicing connector with levers (item number 222-413) simplifies electrical installations. From wiring intercom systems to installing electrical ovens, connecting different conductor types is quick and simple with WAGO's compact 222 Series splicing connector, which allows you to quickly and safely connect different types of conductors. This splicing connector has a rated voltage of 400 V and can handle currents up to 32 A, making it ideal for high-load applications. Conductors can only be connected to splicing connector with levers if their strip length is between 9 mm and 10 mm. This product features conductor terminals and utilizes CAGE CLAMP®. Our highly-rated and maintenance-free CAGE CLAMP® connection makes it easy to connect all conductor types without having to prepare the conductor. For example, you don't need to crimp ferrules. Dimensions: 17 x 14.5 x 20.5 mm (width x height x depth). Splicing connector with levers is suitable for conductor cross sections ranging from 0.08 mm² to 2.5 mm².



Notes	
General safety instructions	NOTICE: Observe installation and safety instructions! <ul style="list-style-type: none">• Only to be used by electricians!• Do not work under voltage/load!• Use only for proper use!• Observe national regulations/standards/guidelines!• Observe technical specifications for the products!• Observe the number of permissible potentials!• Do not use damaged/dirty components!• Observe conductor types, cross-sections and strip lengths!• Insert conductor until it hits the product's backstop!• Use original accessories! To be sold only with installation instructions!
Safety Information	in grounded power lines

Electrical data			
Ratings per	EN 60664		
Overvoltage category	III	III	II
Pollution degree	3	2	2
Nominal voltage	-	-	400 V
Rated surge voltage	-	-	4 kV
Rated current	-	-	32 A

Connection data																		
Clamping units	3	<div>Connection 1</div> <table><tr><td>Connection technology</td><td>CAGE CLAMP®</td></tr><tr><td>Actuation type</td><td>Lever</td></tr><tr><td>Connectable conductor materials</td><td>Copper Aluminum</td></tr><tr><td>Solid conductor</td><td>0.08 ... 2.5 mm² / 28 ... 12 AWG</td></tr><tr><td>Stranded conductor</td><td>0.08 ... 2.5 mm² / 28 ... 12 AWG</td></tr><tr><td>Fine-stranded conductor</td><td>0.08 ... 4 mm² / 28 ... 12 AWG</td></tr><tr><td>Strip length</td><td>9 ... 10 mm / 0.35 ... 0.39 inches</td></tr><tr><td>Wiring direction</td><td>Side-entry wiring</td></tr></table>	Connection technology	CAGE CLAMP®	Actuation type	Lever	Connectable conductor materials	Copper Aluminum	Solid conductor	0.08 ... 2.5 mm² / 28 ... 12 AWG	Stranded conductor	0.08 ... 2.5 mm² / 28 ... 12 AWG	Fine-stranded conductor	0.08 ... 4 mm² / 28 ... 12 AWG	Strip length	9 ... 10 mm / 0.35 ... 0.39 inches	Wiring direction	Side-entry wiring
Connection technology	CAGE CLAMP®																	
Actuation type	Lever																	
Connectable conductor materials	Copper Aluminum																	
Solid conductor	0.08 ... 2.5 mm² / 28 ... 12 AWG																	
Stranded conductor	0.08 ... 2.5 mm² / 28 ... 12 AWG																	
Fine-stranded conductor	0.08 ... 4 mm² / 28 ... 12 AWG																	
Strip length	9 ... 10 mm / 0.35 ... 0.39 inches																	
Wiring direction	Side-entry wiring																	
Total number of potentials	1																	

Physical data	
Width	17 mm / 0.669 inches
Height	14.5 mm / 0.571 inches
Depth	20.5 mm / 0.807 inches

Material data	
Note (material data)	Information on material specifications can be found here
Color	gray
Flammability class per UL94	V0
Fire load	0.088 MJ
Actuator color	orange
Weight	4.3 g



Environmental requirements	
Ambient temperature (operation)	+40 °C
Continuous operating temperature	85 °C




Commercial data	
Product Group	7 (Push Wire Conn.)
eCl@ss 10.0	27-14-11-04
eCl@ss 9.0	27-14-11-04
ETIM 9.0	EC000446
ETIM 8.0	EC000446
PU (SPU)	500 (50) pcs
Packaging type	Box
Country of origin	DE
GTIN	4017332955676
Customs tariff number	85369010000

Environmental Product Compliance	
RoHS Compliance Status	Compliant, No Exemption

Approvals / Certificates

General approvals		Declarations of conformity and manufacturer's declarations	
  			
Approval	Standard	Certificate Name	
ENEC 15 UL International Demko A/S	EN 60998	ENEC-01360	
UL_Listed_64KA UL International Germany GmbH	UL 467	E201573	
UL UL International Germany GmbH	UL 486C	E69654	
		Approval	Certificate Name
		EU-Declaration of Confor- mity WAGO GmbH & Co. KG	-
		UK-Declaration of Confor- mity WAGO GmbH & Co. KG	-

Approvals for marine applications

  		
Approval	Standard	Certificate Name
ABS American Bureau of Ship- ping	-	18-HG1755093-PDA
DNV GL Det Norske Veritas, Ger- manischer Lloyd	EN 60998	TAE000015T
LR Lloyds Register	EN 60998	LR22207029TA



Downloads

Environmental Product Compliance

Compliance Search			
Environmental Product Compliance 222-413			

Documentation

Bid Text			
222-413	19.02.2019	xml 3.37 KB	
222-413	23.01.2019	docx 15.39 KB	

CAD/CAE-Data

CAD data	
2D/3D Models 222-413	

CAE data	
EPLAN Data Portal 222-413	
WSCAD Universe 222-413	
ZUKEN Portal 222-413	

1 Compatible Products

1.1 Optional Accessories

1.1.1 Mounting adapter


1.1.1.1 Mounting accessories




Item No.: [222-500](#)
Mounting carrier; 222 Series; for DIN-35 rail mounting/screw mounting; orange

Installation Notes


Conductor termination



Strip conductor to 9 ... 10 mm (0.35 ... 0.39 inch).



Termination: Lift the lever to open the clamping unit and insert a stripped conductor.




Then, lower the lever to close the clamp.

Testing



Testing via Profi-LED+ voltage tester (206-806).


Application




Wiring fine-stranded conductors in junction boxes.



Custom low-voltage lighting system



Connecting pre-wired and pre-fabricated components (e.g., in mobile homes).



Lighting fixture connection with fine-stranded wires and power feed



Compact, lever-operated splicing connectors:

They connect up to five stripped, fine-stranded conductors from 0.08 to 4 mm² (28 ... 12 AWG), as well as solid or stranded conductors from up to 2.5 mm² (12 AWG) – without tools!

How they work:

Pull up one of the orange operating levers to open the clamping unit so that the lever engages and keeps the clamp in its opened position. Then insert the conductor and push the lever back down, flush with the connector housing.

Safety:

The lever's specially designed rest position reliably prevents accidental unclamping of a connected conductor. Application safety, for any type of conductor (solid, stranded, fine-stranded), is confirmed by approvals like ENEC or UL.

ENEC is the European mark for electrical products that demonstrates compliance with European safety standards. The ENEC mark is subjected to the same EN standards as the VDE mark.

While the VDE mark is only permitted in Germany, the ENEC mark is accepted in more than 20 European countries.